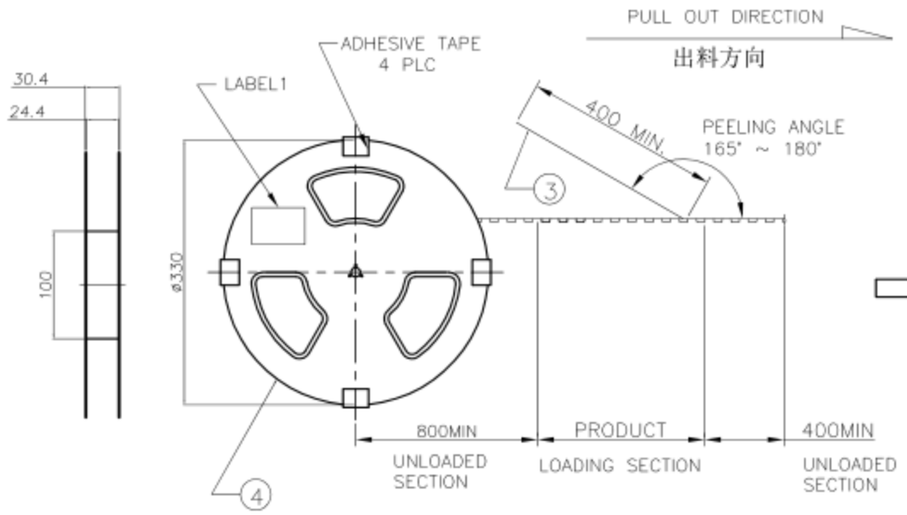

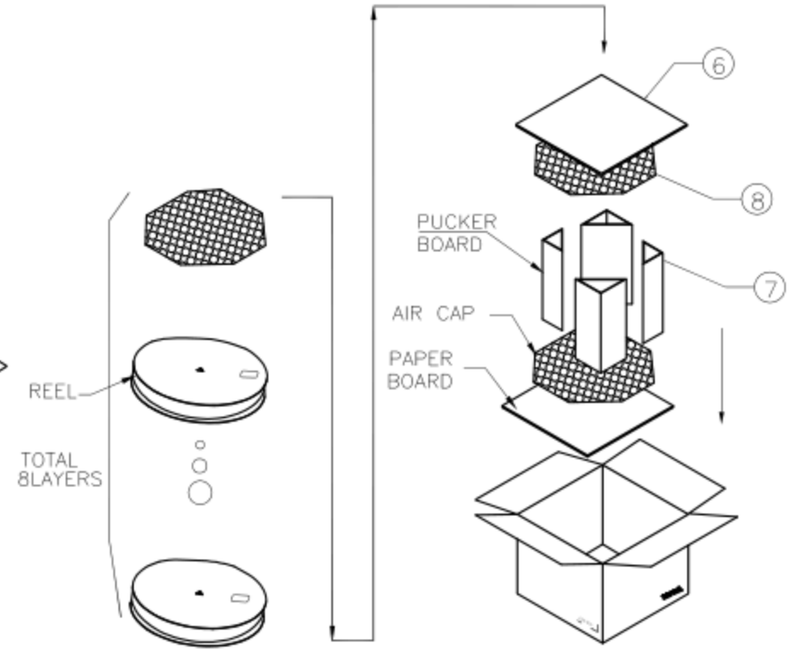

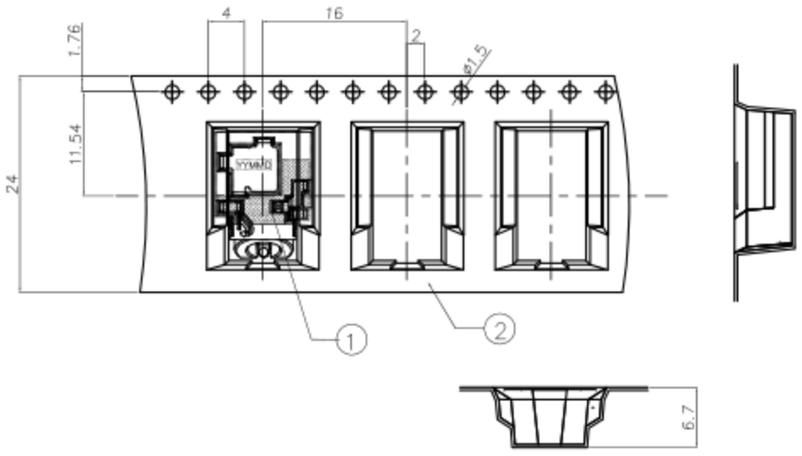

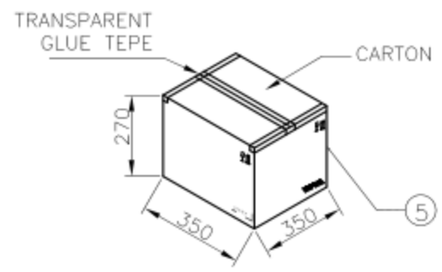

备注:

1.包装方式

1-1: 使用半自動包裝機,先將 CARRY TAPE 送入導軌中,并與 COVER TAPE 貼合在上面,其中前端至少400mm(25pcs) 空槽不要放產品,尾端至少800mm (50pcs)空槽不要放產品,然后將產品如圖所示方向依次放入 CARRY TAPE 每個槽放1PCS;

1.2. 用膠帶將 CARRY TAPE 壓合在一起,真空包裝后在图示指定位置貼上 LABEL;

1-3: 按图示要求将8盘真空包装好的 REEL套入防水袋后装入纸箱，纸箱上下按图示要求加垫硬纸板和海绵垫，四角折三角垫固定;

1-4; 将装好产品的纸箱按图示要求封箱，在指定区域贴好 LABEL;

2. 包装数量:
600PCS/REEL;
8REEL(4800PCS)/CARTON.

3. 耐剥离性:
上带引拔力测试规格: 20-150gf
测试条件: 以每分钟300mm速度引拔测试

NO.	NAME	SPEC	Q'TY
8	气泡垫	L=345,W=345,T=10	2PCS
7	纸板（折三角垫）	L=430,W=230,T=6	4PCS
6	硬纸板	L=330,W=330,T=6	2PCS
5	外箱	L=350,W=350,H=270	1PCS
4	卷盘	PS,BLUE,A=330,B=100,W=32.4	8PCS
3	上带	PET,CLEAR,W=21.3	10.2m
2	载带	PS,BLACK,W=24,T=0.4,P=16	10.2m
1	ø3.5mm PHONE JACK	ø3.5mm PHONE JACK	4800PCS

ECN NO.	REV	DATE	DESCRIPTION	CHANGE	APPRO.
	A-0	2017.9.28	NEW	李海鸥	

GENERAL TOLERANCE UNLESS OTHERWISE NOTED	
Angle	±2°
.x	±0.30
.xx	±0.25
.xxx	±0.10

DESIGN	李海鸥	2017.9.28
CHECK		
APPROVAL		

SCALE: 3:1 UNIT:mm A4 SHEET:1 of 2

东莞市高迪电子有限公司

TITLE:	ø3.5mm PHONE JACK
MODEL NO.	PJR-D3145P包装规范
FILE NO.	Q/DY.QW-WP-233

原始设计: 李海鸥 承认: _____ 日期: 2017.3.8

SSYE