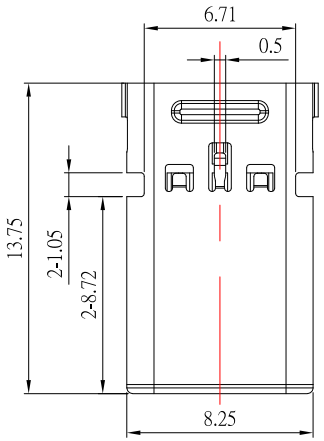

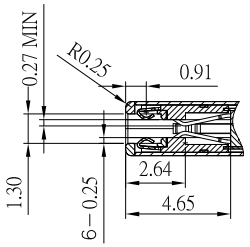

SBC-241PLM8-43x-S242

鍍層厚度 :

Blank : 1u"
2 : 15u"
3 : 30u"

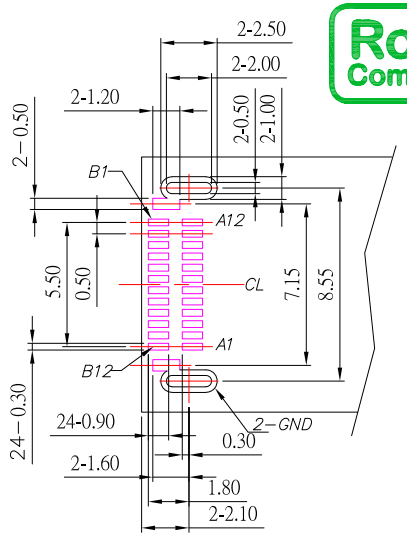

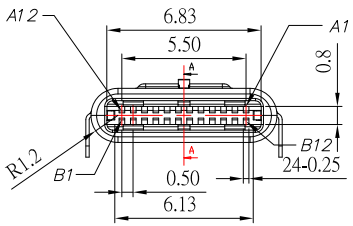

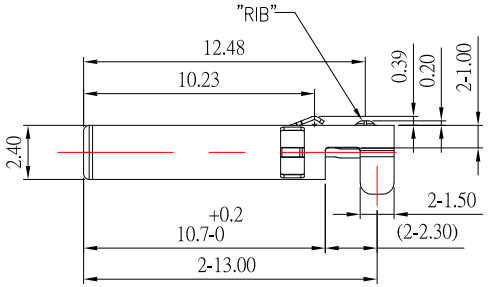

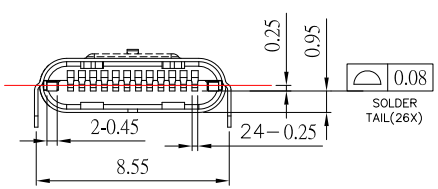

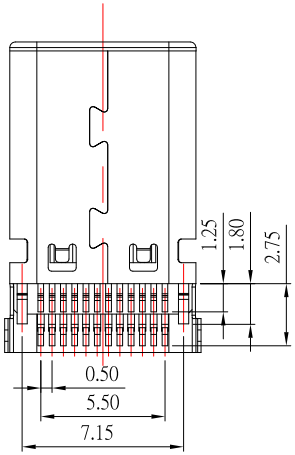

Pin Number		Pin Number	
PIN A1	GND	PIN B12	GND
PIN A2	TX1+	PIN B11	RX1+
PIN A3	TX1-	PIN B10	RX1-
PIN A4	VBUS	PIN B9	VBUS
PIN A5	CC	PIN B8	SBU2
PIN A6	D+	PIN B7	D-
PIN A7	D-	PIN B6	D+
PIN A8	SBU1	PIN B5	VCONN
PIN A9	VBUS	PIN B4	VBUS
PIN A10	RX2-	PIN B3	TX2-
PIN A11	RX2+	PIN B2	TX2+
PIN A12	GND	PIN B1	GND

P.C.B LAYOUT

SPECIFICATIONS

Electrical:

1.Rating: 3.0A

2.Dielectric Withstand Voltage: 100V AC

3.Contact Resistance: 40 mΩ Max

4.Insulation Resistance: 100 MΩ Min

Material:

1.Housing: LCP

2.Contact: C7025

3.Shell: SUS

Finish:

1.Contact: Plated Gold in Mating Area ;
Tin Plated on Solder Balls ;
Nickel under plated overall

2.Shell: Nickel under Plated surface layer

ITEM NO.	DESCRIPTION	DRAWN	DATE
1	更新料號	Jack	100824

東莞市高迪電子有限公司
DONG GUAN GAO DI ELECTRONICS CO., LTD

TOLERANCE UNLESS OTHERWISE STATED : Up to 5 ±0.2; Above 5 ~ 15 ±0.3; Above 15 ~ 30 ±0.4; Above 30 ~ 50 ±0.5; Angle ±0.3°

3RD. ANGEL'S | UNITS | MM

DRAWN BY: Jack Lu	DATE 10/08/24	MAT'L	
CHECKED BY: Jacky Chen	DATE 10/08/24	FINISH	
APPROVED BY: Tony Kao	DATE 10/08/24	SCALE 1 : 1	SHEET NO. 1 of 1

TITLE	CONNECTOR
MODLE	USB TYPE C Male USB4 GEN2 20G 沉板 端子SMT 外殼DIP TYPE
DWG NO.	SBC-241PLM8-43x-S242
PART NO.	SBC-241PLM8-43x-S242
SIZE	A4
VER	R1